

GREASE INTERCEPTOR



5100-LR-IPS (LOW ROUGH-IN)

FABRICATED STEEL GREASE INTERCEPTOR WITH GRAY POWDER COATED FINISH INSIDE AND OUTSIDE, REMOVABLE BAFFLE, EXTERNAL FLOW CONTROL FITTING, GASKETED NON-SKID COVER, RECESSED SECURING SCREWS, AIR RELIEF AND THEADED INLET/OUTLET.
 MATERIALS: BODY - 12 GA COVER - 7 GA TREAD PLATE TESTED & CERTIFIED TO PDI G-101

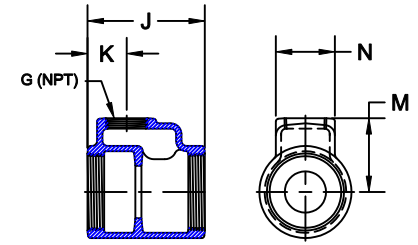
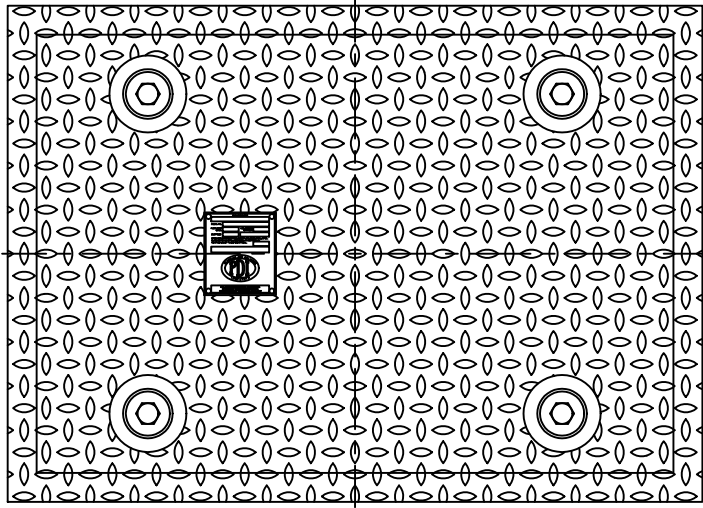
Approval Date

Customer Approval

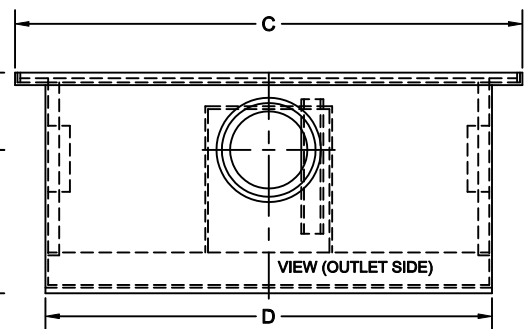
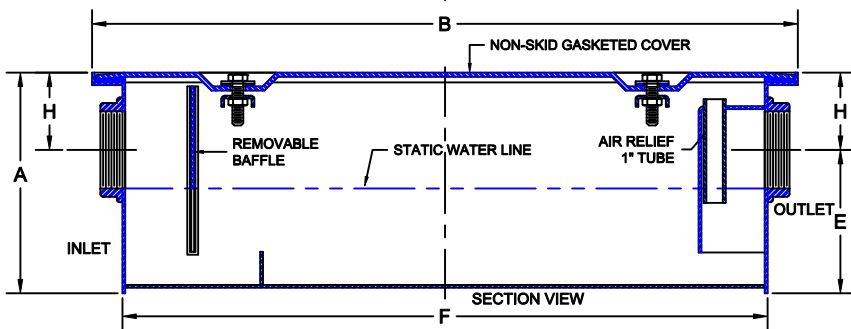
Job Location

Job Name

Dimensional Data (Inches/mm) are Subject to Manufacturers Tolerance and Change Without Notice. Wade Division / Tyler Pipe Assumes No Responsibility For Superseded or Voided Data



PIPE SIZE	J	K	M	N	G
2	4	1 1/2	2 5/8	2 3/8	1 1/4
3	5 1/4	1 3/4	3 5/16	2 11/16	1 1/2
4	6 7/8	2 3/8	4 5/16	3 1/2	2



✓ MODEL NUMBER	PIPE SIZE	FLOW RATE (GPM)	GREASE (LBS)	LIQUID CAPACITY	A	B	C	D	E	F	H
5115-LR	2	15	30	8.2 GAL	11	23	17	14 1/4	7 1/2	20 1/2	3 1/2
5120-LR	3	20	40	13.4 GAL	10 1/4	32	23	20 1/4	6 3/4	29 1/4	3 1/2
5135-LR	4	35	70	29.3 GAL	13 1/2	39	23	20 1/4	8 3/4	38 1/4	4 3/4
5150-LR	4	50	100	39.0 GAL	16	52 1/4	23	20 1/4	11	49 1/2	5

OPTIONS

Suffix	Description
SS	ALL STAINLESS STEEL
27	SEDIMENT BASKET

AutoCad.dwg